

4BR

Characteristics	<ul style="list-style-type: none"> ■ choice of IP54 or IP67 sealed versions ■ precise movements and exceptional repeat accuracy ■ robust metal housing ■ flying lead version available ■ long overtravel
Rating	125 VAC, 10 A max.
Dimensions (mm)	53,1 × 20,6 × 29,2
Actuator	■ plunger
Approvals	UL, CSA



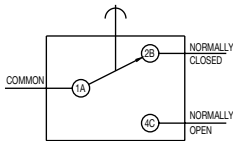
P referred Range

Ordering Reference	Actuating Force (N)	Actuating Force (ozf)	Sealing	Operating pos. (mm)	Operating pos. (in)	Terminal	Circuit	Actuator	Contacts	Electrical rating
4BR	7,2	26,00	IP54	39,3	1,550	Screw	CO	Plunger	Ag	Up to 125 VAC, 10 A
4BR510	7,2	26,00	IP67	39,3	1,550	Screw	CO	Plunger	Ag	Up to 125 VAC, 10 A
4BRSH	7.2	26,00	IP67	39,3	1,550	Pre-wired	CO	Plunger	Ag	Up to 125 VAC, 10 A

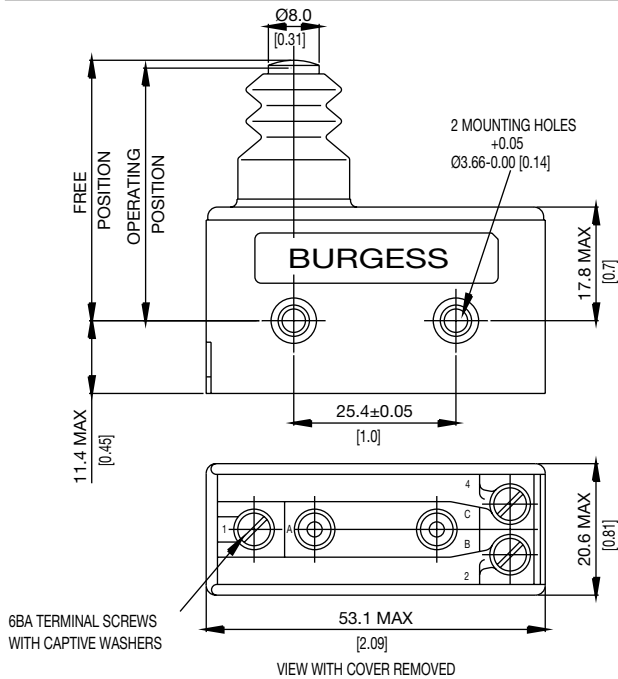
Specifications

Housing	Zinc based alloy
Base Plate	Phenolic
Plunger	Stainless steel
Cowl	Silicon rubber
Mechanism	Single pole change-over
Contacts	Silver
Terminals	Removable screw terminals, insulated cover plate
Temperature	-10°C to +85°C
Mechanical life	10 ⁶ cycles minimum (impact free actuation)
Protection	4BR/510 IP67 / 4BR IP54 (enclosure)
Mounting	Side mounting

Circuit diagram



Dimensions

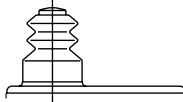


Metal housed

Recommended maximum electrical ratings

Voltage (max)	Resistive load (A)	Inductive load	Horsepower	Approval
250 VAC	5 (0.75 pf)	5	-	CSA 22.2 No. 55 - 6,000 operations
125 VAC	10 (0.75 pf)	-	-	CSA 22.2 No. 55 - 6,000 operations
250 VAC	-	-	1/4 HP (0.45 pf)	CSA 22.2 No. 55 - 6,000 operations
125 VAC	-	-	1/8 HP (0.45 pf)	CSA 22.2 No. 55 - 6,000 operations
0 - 15 VDC	10	-	-	General rating - 50,000 operations
15 - 30 VDC	5	-	-	General rating - 50,000 operations

Operating Characteristics

Actuator	Reference	Actuating Force		Release Force		Free Position		Operating Position		Movement Differential		Over travel	
		Maximum (N)	(ozf)	Minimum (N)	(ozf)	Maximum (mm)	(in)	(mm)	(in)	Maximum (mm)	(in)	(mm)	(in)
 Plunger	4BR	7,2	26,00	1,7	6	40,8	1,6	39,3 ± 0,4	1,55 ± 0,016	0,08	0,003	4,6	0,18
	4BR510	7,2	26,00	1,7	6	40,8	1,6	39,3 ± 0,4	1,55 ± 0,016	0,08	0,003	4,6	0,18
	4BRSH	7,2	26,00	1,7	6	40,8	1,6	39,3 ± 0,4	1,55 ± 0,016	0,08	0,003	4,6	0,18

Ordering Reference

Basic type	4BR	Example: 4BR SH
Environmental sealing	SH 103 510	Sealed terminals with horizontal exiting 500 mm cables IP67 Sealed to IP54 Sealed to IP67
Special Features	/□□□□	Burgess specialise in customer specific solutions. Additional product variants are available or can be provided. If your requirements cannot be satisfied from the options listed, please contact us.