

V3S

Characteristics	<ul style="list-style-type: none"> ■ sealed (IP67) ■ pre-wired ■ robust construction
Rating	250 VAC, 5 A
Dimensions (mm)	32 × 24 × 10
Actuator	<ul style="list-style-type: none"> ■ plunger ■ plain levers ■ roller levers
Approvals	UL, CSA, ENEC



Miniature sealed

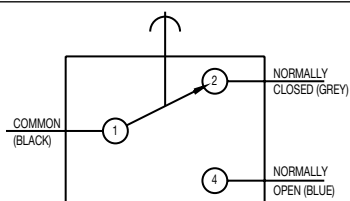
Preferred Range

Ordering Reference	Actuating Force (N) (ozf)		Sealing	Operating pos. (mm) (in)		Terminal	Circuit	Actuator	Contacts	Electrical rating
V3SUL	3,9	14,00	IP67	14,5	0,57	Pre-wired	CO	Plunger	Ag	Up to 250 VAC, 5 A
V3SYRUL	3,9	14,00	IP67	20,4	0,80	Pre-wired	CO	Roller lever - short	Ag	Up to 250 VAC, 5 A
V3SYR1UL	2,3	8,26	IP67	22,0	0,86	Pre-wired	CO	Roller lever - long	Ag	Up to 250 VAC, 5 A
V3SY1UL	1,7	7,50	IP67	14,9	0,55	Pre-wired	CO	Plain lever	Ag	Up to 250 VAC, 5 A

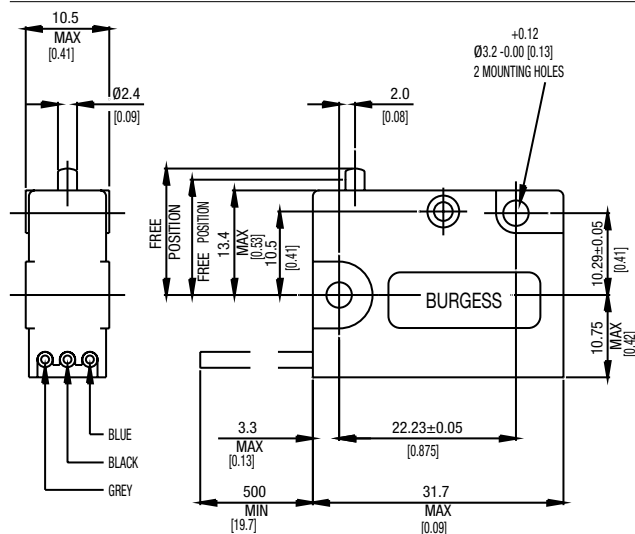
Specifications

Housing	Glass fibre reinforced flame retardent nylon
Plunger	Acetal (lever types), stainless steel (plunger types)
Mechanism	Snap-action, single pole
Functions	Change-over
Cowl	Silicone rubber
Contacts	Silver
Terminals °C	Pre-wired
Temperature range	-40°C to +85°C
Mechanical life	10 ⁶ cycles minimum, impact-free actuation
Protection	IP67 (enclosure)
Mounting	Side mounting
Actuators	Plain lever - stainless steel, Roller levers - stainless steel, nylon roller

Circuit diagram



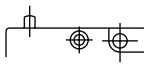
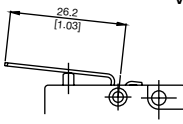
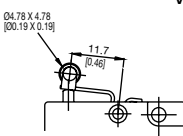
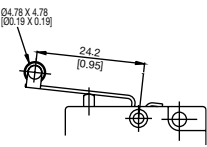
Dimensions



Recommended maximum electrical ratings

Voltage (max)	Load (A)	Approval
125 VAC	5 (0.75 pf)	UL 1054/CSA 22.2 No. 55 - 6,000 operations (85°C)
250 VAC	5 (0.75 pf)	UL 1054/CSA 22.2 No. 55 - 6,000 operations (85°C)
250 VAC	5	EN61058-1, T85, 10,000 operations
0 - 15 VDC	6	General rating - 50,000 operations (85°C)
15 - 30 VDC	3	General rating - 50,000 operations (85°C)

Operating Characteristics

	Actuator	Reference	Actuating Force		Release Force		Free Position		Operating Position		Movement Differential	
			Maximum (N)	(ozf)	Minimum (N)	(ozf)	Maximum (mm)	(in)	(mm)	(in)	Maximum (mm)	(in)
Plunger		V3SUL	3,90	14,0	1,10	4,00	15,9	0,63	14,5 ± 0,5	0,57 ± 0,02	0,4	0,016
Plain lever		V3SY1UL	1,65	6,0	0,42	1,50	13,4	0,71	14,9 ± 1,0	0,59 ± 0,4	1,0	0,040
Roller lever - short		V3SYRUL	3,90	14,0	1,10	4,00	22,1	0,87	20,45 ± 0,64	0,8 ± 0,025	0,40	0,016
Roller lever - long		V3SYR1UL	1,65	7,5	0,42	1,50	18,1	0,71	14,9 ± 01.0	0,55 ± 0,039	1,00	0,040

Over travel: Plunger can be depressed flush with housing. The housing should not be used as an end stop.

Ordering Reference

Basic type	V3S	Example: V3S	Y1	UL
Circuit	No symbol, change-over			
Actuators	No symbol, without lever or actuator			
Y1	Plain lever 26.2 mm			
YR	Roller lever 11.7 mm			
YR1	Roller lever 24.2 mm			
Contact Material	No symbol, Ag			
Terminals	No symbol, fitted with standard 500 mm cables			
Approvals	No symbol, without approval			
UL	UL and CSA approval, ENEC			
Special Features	/□□□□ Burgess specialise in customer specific solutions. Additional product variants are available or can be provided. If your requirements cannot be satisfied from the options listed, please contact us.			