

## V4NS

Characteristics	<ul style="list-style-type: none"> <li>■ sealed (IP67)</li> <li>■ solder, 2,8 mm faston and PCB terminals</li> <li>■ pre-wired option</li> <li>■ compliant to glow wire test IEC 60335-1, 4. ed.</li> </ul>
Rating	250 VAC, 5 A (3 A prewired UL)
Dimensions (mm)	20 × 10,3 × 6,4
Actuator	<ul style="list-style-type: none"> <li>■ plunger</li> <li>■ plain levers</li> <li>■ roller levers</li> <li>■ simulated roller lever/cam follower</li> </ul>
Approvals	UL, CSA, ENEC



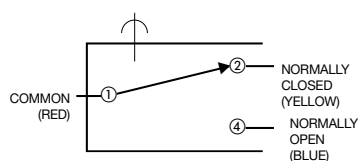
## Preferred Range

Ordering Reference	Actuating Force (N)	Actuating Force (ozf)	Sealing	Operating pos. (mm)	Operating pos. (in)	Terminal	Circuit	Actuator	Contacts	Electrical rating
V4NST7UL	2,50	9,0	IP67	8,40	0,33	Solder	CO	Plain plunger	Ag	250 VAC, 5 A
V4NSUL	2,50	9,0	IP67	8,40	0,33	Pre-wired	CO	Plain plunger	Ag	250 VAC, 5 A
V4NST7Y1UL	0,90	3,2	IP67	10,6	0,42	Solder	CO	Straight lever	Ag	250 VAC, 5 A
V4NSY1UL	0,90	3,2	IP67	10,6	0,42	Pre-wired	CO	Straight lever	Ag	250 VAC, 5 A
V4NST7YRUL	0,90	3,2	IP67	15,6	0,62	Solder	CO	Roller lever	Ag	250 VAC, 5 A
V4NSYRUL	0,90	3,2	IP67	15,6	0,62	Pre-wired	CO	Roller lever	Ag	250 VAC, 5 A

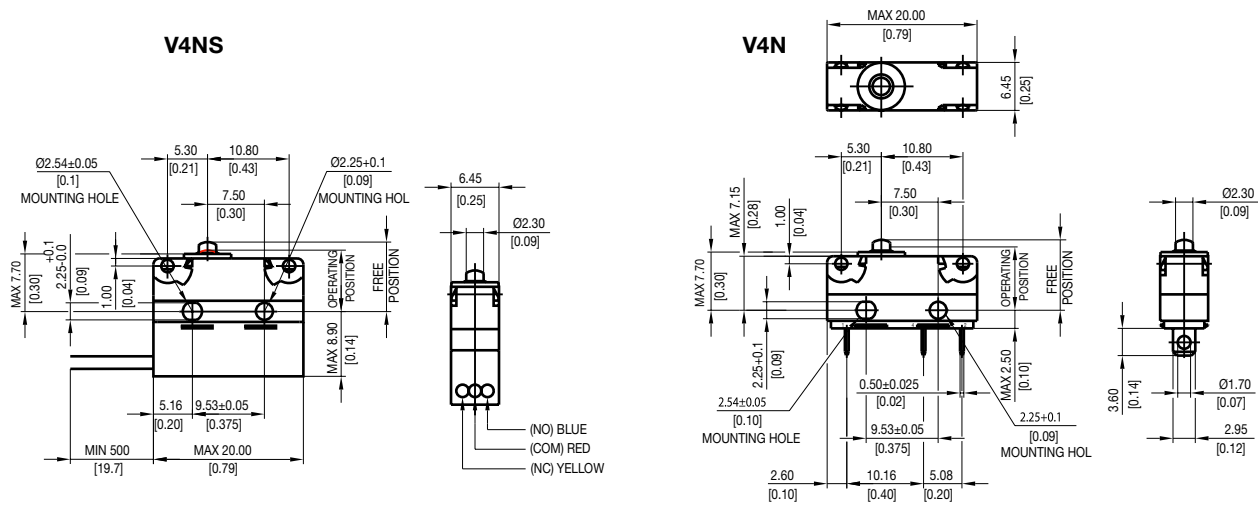
## Specifications

Housing	Flame-retardant glass-fibre reinforced nylon
Plunger	Polyacetal (POM)
Mechanism	Snap-action coil spring mechanism with stainless steel spring
Functions	Change-over, normally closed or normally open
Contacts	Silver
Terminals	Gold flashed
Temperature range °C	-40°C to +85°C
Mechanical life	3 × 10 <sup>6</sup> cycles minimum (impact free actuation)
Protection	IP67 enclosure, IP40 Flux proof terminal entries
Actuators	Plain lever, cam follower, Roller lever
Accessories	Insulating sheet - N04619, Clip-on terminal cover - TC102, Long overtravel actuator - QA4

Circuit diagram



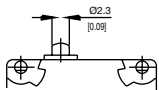
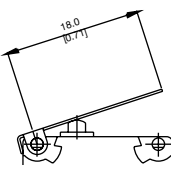
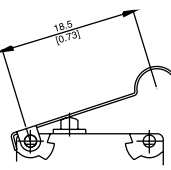
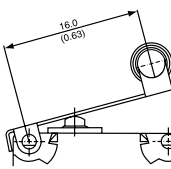
Dimension



## Recommended maximum electrical ratings

	Voltage (max)	Resistive load (A)	Motor load (A)	Approval
V4NST7UL	250 VAC	5 (0,75 pf)		UL 1054/CSA 22,2 No. 55 - 6,000 operations - 65°C EN61058-1, T85, 10,000 operations
	250 VAC	5	2	
	0 - 15 VDC	5	3	General rating - 50,000 operations (85°C)
	15 - 30 VDC	5	3	General rating - 50,000 operations (85°C)
V4NSUL	250 VAC	3 (0,75 pf)		UL 1054/CSA 22,2 No. 55 - 6,000 operations - 65°C EN61058-1, T85, 10,000 operations
	250 VAC	5	2	
	0 - 15 VDC	3	3	General rating - 50,000 operations (85°C)
	15 - 30 VDC	3	3	General rating - 50,000 operations (85°C)

## Operating Characteristics

Actuator	Reference	Actuating Force		Release Force		Free Position Maximum		Operating Position		Movement Differential Maximum	
		(N)	(ozf)	(N)	(ozf)	(mm)	(in)	(mm)	(in)	(mm)	(in)
Plunger 	V4NST7UL	2,5	9,00	0,30	1,00	9,2	0,36	8,4 ± 0,3	0,33 ± 0,012	0,1	0,004
	V4NSUL	2,5	9,00	0,30	1,00	9,2	0,36	8,4 ± 0,3	0,33 ± 0,012	0,1	0,004
Y1 lever 	V4NST7Y1UL	0,9	3,20	0,07	0,25	13,2	0,52	10,6 ± 1,2	0,42 ± 0,05	0,4	0,016
	V4NSY1UL	0,9	3,20	0,07	0,25	13,2	0,52	10,6 ± 1,2	0,42 ± 0,05	0,4	0,016
Width of lever 4,0 mm/0,16 in											
YC lever 	V4NST7YCUL	0,9	3,20	0,07	0,25	17,8	0,70	15,6 ± 1,2	0,61 ± 0,05	0,4	0,016
	V4NSYCUL	0,9	3,20	0,07	0,25	17,8	0,70	15,6 ± 1,2	0,61 ± 0,05	0,4	0,016
Width of lever 4,0 mm/0,16 in											
YR lever 	V4NST7YRUL	0,9	3,20	0,07	0,25	17,8	0,70	15,6 ± 1,2	0,61 ± 0,05	0,4	0,016
	V4NSYRUL	0,9	3,20	0,07	0,25	17,8	0,70	15,6 ± 1,2	0,61 ± 0,05	0,4	0,016
Width of lever 4,0 mm/0,16 in											

Over travel: Plunger can be depressed flush with housing. The housing should not be used as an end stop.

## Ordering Reference

Basic type	V4NS	Example: V4NS	B	T7	C2	Y1	0	X	UL
Type of sealing/ Overtravel	B	No symbol, sealed IP67, standard travel Sealed IP67 with extended overtravel (0,5 mm)							
Terminals		No symbol, pre-wired 500 mm with cable box (V4NS/B only)							
T7		Solder 2,95 × 0,5 × 3,6 long							
T8		PCB 0,8 × 0,5 × 4,0 long							
T9		Faston 2,8 × 0,5 × 8,1 long							
T81		Formed PCB 0,8 × 0,5 × 3,8 long							
T82		Formed PCB 0,8 × 0,5 × 3,8 long							
Circuit		No symbol, change-over							
C2		Normally closed							
C4		Normally open							
Actuators		No symbol, without lever							
Y1		Plain lever 18,0 mm							
Y2		Plain lever 25,0 mm							
Y3		Plain lever 32,0 mm							
YC		Cam follower lever 18,5 mm							
YR		Roller lever 16,0 mm							
QA		Long overtravel actuator available on request							
		Other actuators on special request							
Actuator Position		No symbol, without lever, or lever fitted at the end nearest to the Plunger							
0		With lever fitted at end opposite to plunger							
Contact Material		No symbol, Fine silver							
X		Gold alloy on silver palladium crosspoint							
Approvals	UL	UL, CSA and ENEC approval							
Special Features	<input type="checkbox"/> <input type="checkbox"/> <input type="checkbox"/> <input type="checkbox"/>	Saia specialise in customer specific solutions. Additional product variants are available or can be provided. If your requirements cannot be satisfied from the options listed, please contact <a href="http://www.saia-burgess.com">www.saia-burgess.com</a> or your local SB outlet.							