

## V3NS



Characteristics	<ul style="list-style-type: none"> <li>■ sealed (IP67)</li> <li>■ pre-wired option</li> <li>■ faston terminals</li> <li>■ robust construction</li> <li>■ compliant to glow wire requirements IEC 60335</li> </ul>
Rating	250 VAC, 6 A
Dimensions (mm)	33 x 10.4 x 15.9
Actuator	<ul style="list-style-type: none"> <li>■ plunger</li> <li>■ plain levers</li> <li>■ roller levers</li> <li>■ cam follower lever</li> </ul>
Approvals	UL, CSA, ENEC

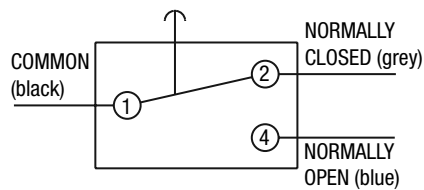
## Preferred Range

Ordering Reference	Actuating Force max. (N)	Actuating Force max. (ozf)	Sealing	Operating position (mm) (in)		Terminal	Circuit	Actuator	Contacts	Electrical rating
V3NSJUL	2.2	8.0	IP67	14.7 ± 0.4	0.58 ± 0.016	Pre-wired	CO	Plunger	Ag	Up to 250VAC, 6A
V3NSY1UL	1.3	4.7	IP67	16.3 ± 0.85	0.64 ± 0.034	Pre-wired	CO	Plain lever	Ag	Up to 250VAC, 6A
V3NSYRUL	2.6	8.0	IP67	21.0 ± 0.45	0.83 ± 0.018	Pre-wired	CO	Roller lever - short	Ag	Up to 250VAC, 6A
V3NSYR1UL	1.6	4.7	IP67	21.7 ± 0.8	0.85 ± 0.032	Pre-wired	CO	Roller lever - long	Ag	Up to 250VAC, 6A
V3NSYCUL	1.6	4.7	IP67	19.45 ± 0.8	0.77 ± 0.032	Pre-wired	CO	Cam follower lever	Ag	Up to 250VAC, 6A
V3NST1UL	2.2	8.0	IP67	14.7 ± 0.4	0.58 ± 0.016	Faston	CO	Plunger	Ag	Up to 250VAC, 6A
V3NST1Y1UL	1.3	4.7	IP67	16.3 ± 0.85	0.64 ± 0.034	Faston	CO	Plain lever	Ag	Up to 250VAC, 6A
V3NST1YRUL	2.6	8.0	IP67	21.0 ± 0.45	0.83 ± 0.018	Faston	CO	Roller lever - short	Ag	Up to 250VAC, 6A
V3NST1YR1UL	1.6	4.7	IP67	21.7 ± 0.8	0.85 ± 0.032	Faston	CO	Roller lever - long	Ag	Up to 250VAC, 6A
V3NST1YCUL	1.6	4.7	IP67	19.45 ± 0.8	0.77 ± 0.032	Faston	CO	Cam follower lever	Ag	Up to 250VAC, 6A

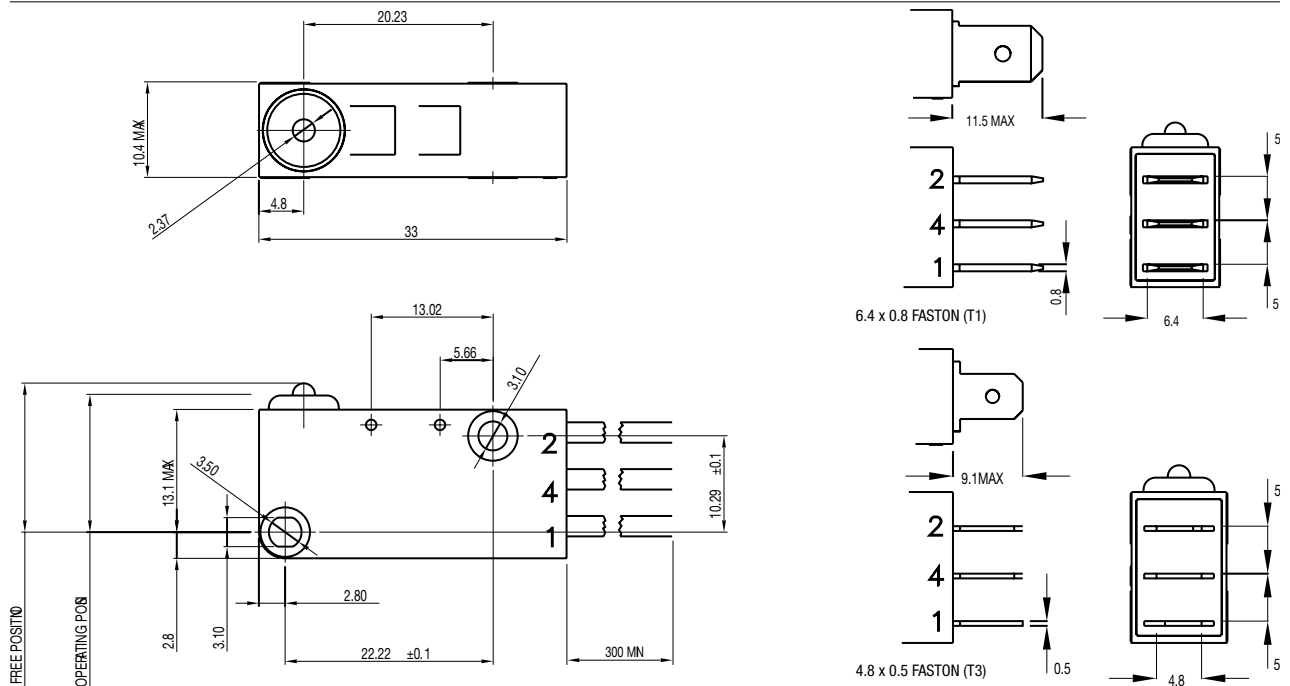
## Specifications

Housing	Glass fibre reinforced flame retardant nylon
Plunger	Polyphenylene Sulphide
Mechanism	Snap-action, single pole
Functions	Change-over
Cowl	Silicone Rubber
Contacts	Silver
Terminals	Pre-wired, Faston
Temperature Range	-40°C to +85°C
Mechanical Life	1 million cycles minimum (impact free operation)
Protection	IP67 (enclosure)
Mounting	Side mounting
Actuators	Plain lever, cam follower lever - stainless steel, roller levers - stainless steel, acetal roller

Circuit diagram



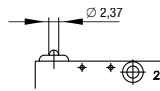
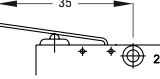
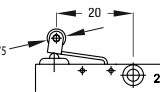
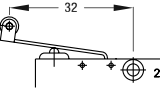
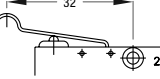
Dimensions



## Recommended maximum electrical ratings

Voltage (max)	Load (A)	Approval
125 VAC	6 (0.75pf)	UL 1054/CSA 22.2 No.55 - 6000 operations (85°C)
250 VAC	6 (0.75pf)	UL 1054/CSA 22.2 No.55 - 6000 operations (85°C)
250 VAC	6 (2)	EN61058-1, T85 50,000 operations
250 VAC	4	General inductive rating - 200,000 operations minimum
250 VAC	5	General resistive rating - 200,000 operations minimum
30 vdc	5	General resistive rating - 200,000 operations minimum
5 vdc	0.001	General resistive rating - 1 million operations minimum

## Operating Characteristics

Actuator	Reference	Actuating Force		Release Force		Free Position		Operating Position		Movement Differential	
		Maximum (N)	(ozf)	Minimum (N)	(ozf)	Maximum (mm)	(in)	Maximum (mm)	(in)	Maximum (mm)	(in)
Plunger 	V3NSUL V3NST1UL V3NST3UL	2.2	8.0	0.4	1.4	16	0.63	14.7 ± 0.4	0.58 ± 0.016	0.25	0.01
Y1 lever 	V3NSY1UL V3NST1Y1UL V3NST3Y1UL	1.3	4.7	0.2	0.7	19	0.75	16.3 ± 0.85	0.64 ± 0.034	1.1	0.05
YR lever 	V3NSYRUL V3NST1YRUL V3NST3YRUL	2.6	8.0	0.4	1.4	22.5	0.89	21.0 ± 0.45	0.83 ± 0.018	0.28	0.013
YR1 lever 	V3NSYR1UL V3NST1YR1UL V3NST3YR1UL	1.6	4.7	0.2	0.7	24.1	0.95	21.7 ± 0.8	0.85 ± 0.032	0.5	0.02
YC lever 	V3NSYCUL V3NST1YCUL V3NST3YCUL	1.6	4.7	0.2	0.7	23	0.91	19.45 ± 0.8	0.77 ± 0.032	0.5	0.02

Operating characteristics are specified from the lower mounting hole  
 Overtravel: Plunger can be depressed flush with housing. The housing should not be used as an end stop

## Ordering Reference

Basic type	V3NS	Example: V3NS	T3	C2	Y1	UL
Terminals	No symbol, pre-wired with standard 300mm cables					
T1	6.4 x 0.8 Faston					
T3	4.8 x 0.5 Faston					
Circuit	No symbol, change-over					
C2	Normally closed					
C4	Normally open					
Actuators	No symbol, without lever or actuator					
Y1	Plain lever 35mm					
YR	Roller lever 20mm					
YR1	Roller lever 32mm					
YC	Cam follower lever 32mm					
Contact Material	No symbol. Ag					
Approvals	No symbol, without approval					
UL	UL, CSA, ENEC Approval					
Special Features	/ • • • •	Burgess specialise in customer specific solutions Additional product variants are available or can be provided If your requirements cannot be satisfied from the options listed, please contact us.				

Miniature sealed